

# Stamp Mortgage

LOGIN

FORM FILLING

SUMMARY

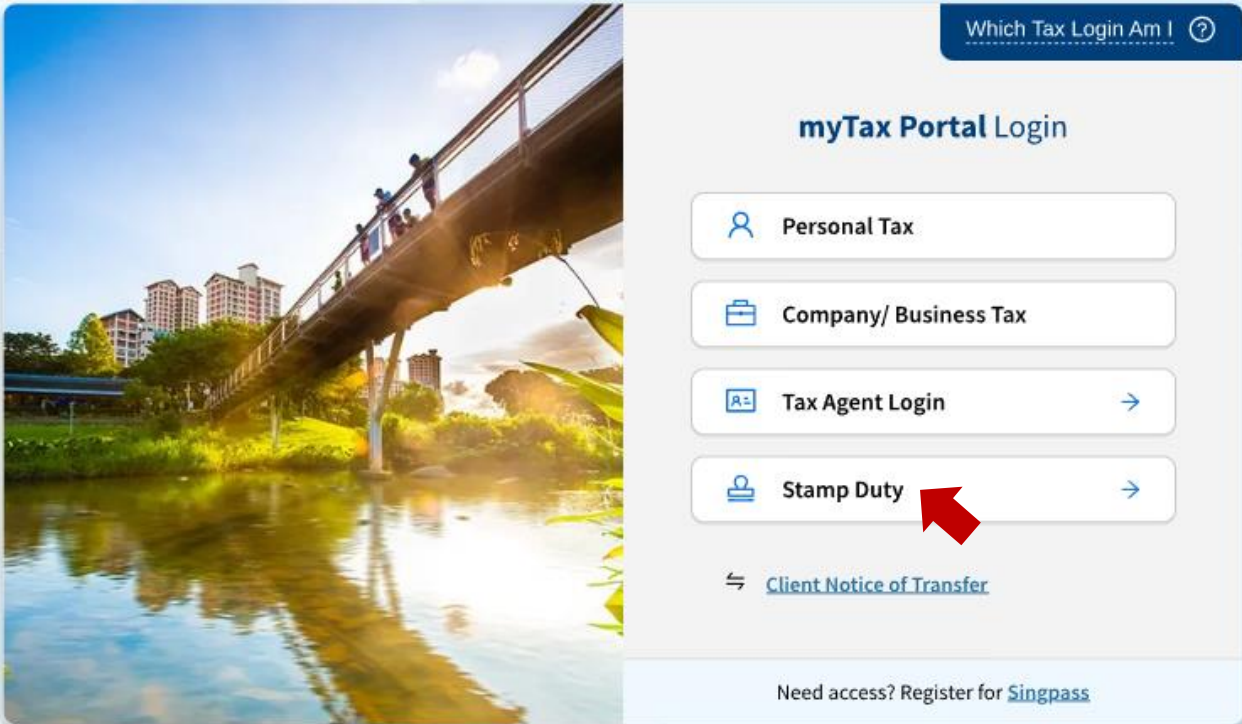
PAYMENT



## Table of Contents

Login	<a href="#">Page 2</a>
Form Filling	<a href="#">Page 4</a>
Summary	<a href="#">Page 8</a>
Payment	<a href="#">Page 10</a>

- Go to <https://mytax.iras.gov.sg/>
- Select '**Stamp Duty**'.



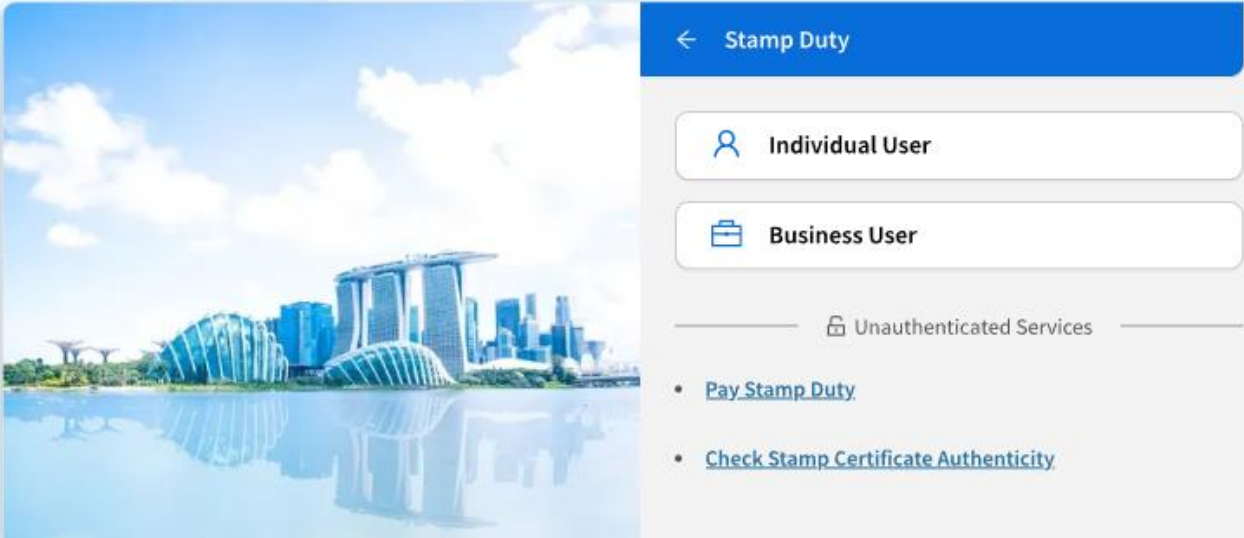
Which Tax Login Am I ?

### myTax Portal Login

- Personal Tax
- Company/ Business Tax
- Tax Agent Login →
- Stamp Duty** →
- Client Notice of Transfer

Need access? Register for [Singpass](#)

- Login as “**Individual User**” or “**Business User**”.



## Stamp Duty

- Individual User
- Business User

Unauthenticated Services

- [Pay Stamp Duty](#)
- [Check Stamp Certificate Authenticity](#)

LOGIN

FORM FILLING

SUMMARY

PAYMENT

Upon successful login, you will reach the Overview page.

Select '**Stamping**' then '**Mortgage**'.

The screenshot displays the Stamp Duty online portal interface. At the top, a navigation bar contains a bell icon, 'Overview', 'Stamping', 'Request', and 'Records'. The 'Stamping' menu is open, showing options: 'Lease & Tenancy', 'Mortgage', 'Sale & Purchase', 'Share Transfer', 'Trust', and 'Other Form'. A hand cursor points to 'Mortgage'. Below the navigation bar, the 'Overview' page is visible, including a 'Last login on Wednesday' message and a 'Note' section with a link to 'Update your contact details and notification preference'. At the bottom, there is a search section with two buttons: 'Search Records/ Cases' and 'Check Stamp Certificate Authenticity'. The 'Search By' section shows a dropdown menu set to 'Document Ref No. (Min. First 6 Digits)' with a text input field containing 'e.g. 2101311234567'. A '[+] MORE OPTIONS' link is below the dropdown. A 'SEARCH' button is located at the bottom right of the search section.

Overview Stamping Request Records

Last login on Wednesday

Overview

Note

[Update your contact details and notification preference](#) to receive e-notifications on Stamp Duty matters.

Search Records/ Cases Check Stamp Certificate Authenticity

Search By

Document Ref No. (Min. First 6 Digits) e.g. 2101311234567

[+] [MORE OPTIONS](#)

SEARCH



## Mortgage



1 Getting Started



2 Asset Details



3 Summary




4 Payment (if applicable)



5 Acknowledgement

## Getting Started

File Ref No. (optional) 

e.g. A123/C456-78

To ease future search, you may include the File Reference Number which your organisation has assigned for this case.



Nature of Transaction\*

Select

Mortgage

Transfer of Mortgage

Equitable Mortgage (Signed under hand)

Document Description/ Title\*

Select

Agreement for Mortgage

Charge

Debenture

Deed of Assignment

Mortgage

## Enjoy less form-filling

You may retrieve a past related stamping record (if applicable) to speed up the form-filling.

Document Ref No.\*

e.g. 2101311234567

Enter Document Ref No. to retrieve related stamping record.  
<SKIP> if not applicable.

SKIP

RETRIEVE

## Document Details

5

Format of Document\*

Physical

Electronic

\*if format is "Electronic", refer to Section 5.1

A printed or handwritten agreement executed/ signed in the paper-based format.



Tips: Select 'Physical' if your document is in printed form.

5.1

Physical

Electronic

An electronic document or communication record that together effect and conclude the transaction. Electronic records include anything sent by e-mail, SMS or any Internet-based messaging service e.g. WhatsApp, Telegram etc.

Mode Of Offer\*



For scenarios involving multiple sellers and/or multiple buyers, as long any party provides an electronic offer/acceptance, the instrument would be considered electronic.

Select

Email

Messaging Service (e.g. SMS, WhatsApp)

Website/ Portal

Physical

Verbal

Others

Mode Of Acceptance\*



For scenarios involving multiple sellers and/or multiple buyers, as long any party provides an electronic offer/acceptance, the instrument would be considered electronic.

Select

Email

Messaging Service (e.g. SMS, WhatsApp)

Website/ Portal

Physical

Others

6

Document signed in\*

☒ Singapore

☐ Overseas

if document signed in "Overseas", please indicate

Date of Document\*



The date the document is signed. Please fill this in unless the date is unavailable.

dd/mm/yyyy

☐ Date of Document is unavailable

Select the checkbox if document is not signed.

7

Type of Mortgage\*

☐ Open

☒ Fixed

Received Date of Document in Singapore\*

dd/mm/yyyy

Amount of Loan Facilities (S\$)\*

1,000,000.00

## Mortgagor Details

8

Profile\*

Select

Singapore Citizen

Singapore PR

Foreigner

Entity

Identity No.\*

NRIC

Identity No.

Name\*

Name of Mortgagor

Identity No.\*

Select

FIN

PASSPORT

OTHERS

Identity No.\*

Select

UEN-LOCAL CO

UEN-BUSINESS

UEN-OTHERS

OTHERS

+ Add

Select "Add" if there is more than one Mortgagor

## Mortgagee Details

9

Profile\*

Select

Singapore Citizen

Singapore PR

Foreigner

Entity

Identity No.\*

NRIC

Identity No.

Name\*

Name of Mortgagee

Identity No.\*

Select

FIN

PASSPORT

OTHERS

Identity No.\*

Select

UEN-LOCAL CO

UEN-BUSINESS

UEN-OTHERS

OTHERS

+ Add

Select "Add" if there is more than one Mortgagee

CONTINUE

LOGIN

FORM FILLING

SUMMARY

PAYMENT

## Mortgage

Document Ref No. 2210204056687 ⓘ

 [SAVE DRAFT](#)



### Asset Details

Select the asset type.

10

+ Property | Land | Stock & Shares | Security

Select <Property>, <Land>, <Stock & Shares> or <Security>

Enter Postal Code\*

Postal Code

RETRIEVE

If <Property> is selected, enter the Postal Code.  
After the Postal Code is retrieved, the property details will be populated.

11

### Street Name, Postal Code

Level-Unit

# Unit No. Unit No.

Unit not found in this address. You may continue if the unit is in the document

+ [MORE UNITS](#)

BACK

CONTINUE



[LOGIN](#)
[FORM FILLING](#)
[SUMMARY](#)
[PAYMENT](#)

# Mortgage

Document Ref No. 2210204056687 [i](#)

[SAVE AS PDF/ PRINT](#)

1 Getting Started 2 Asset Details 3 Summary 4 Payment (if applicable) 5 Acknowledgement

## Summary

Review and declare if information entered are correct before submitting.

### Transaction Details

[EDIT](#)

Select to edit Section

#### Nature of Transaction

Mortgage

#### Document Description/ Title

Mortgage

#### Format of Document

Electronic

#### Mode of Offer

Email

#### Mode of Acceptance

Email

#### Document signed in

Singapore

#### Date of Document

20 Oct 2022

#### Type of Mortgage

Fixed

#### Amount of Loan Facilities

S\$ 1,000,000.00

### Summary of Charges

#### For Document Ref No.

2210204056687

#### Stamp Duty

S\$ 500.00

#### Total Amount Payable

S\$ 500.00

#### Payment Due Date

07 Nov 2022

Amount payable will be shown here

### Mortgagor Details

[EDIT](#)

Name of Mortgagor

Profile

Identity No.

Mobile No.

### Mortgagee Details

[EDIT](#)

Name of Mortgagee

Profile

Identity No.

Mobile No.

### Asset Details

[EDIT](#)

Street Name, Postal Code

Level-Unit

Unit No.



12

**Declaration**

Please review the entered information before submitting. Errors in your submission will affect the stamp duty assessment and subsequent amendment may take up to 30 days for review.

☒ I declare that\*

Select this box once you have reviewed the information.

- The information given in this transaction, is true, correct and complete to the best of my knowledge.
- I am aware that under Section 62 of the Stamp Duties Act, I shall be liable on conviction to a fine not exceeding \$10,000 or to imprisonment for a term not exceeding 3 years or to both, if false information is furnished.

 [SAVE AS PDF/ PRINT](#)

BACK

SUBMIT TO IRAS



LOGIN

FORM FILLING

SUMMARY

PAYMENT

## Proceed to Pay

To submit the record(s) and pay via GIRO, please ensure there is sufficient funds in the bank account OCBC 132456798 before the deduction date of 06 Sep 2022.

[CANCEL](#)

[PAY](#)

13

LOGIN

FORM FILLING

SUMMARY

PAYMENT

1 Getting Started

2 Asset Details

3 Summary

4 Payment (if applicable)

5 Acknowledgement

## Payment

### Payment for Stamp Duty

Amount Payable  
**S\$500.00**

You are making payment for Stamp Duty with the following Document Ref No.:

Document Ref No.  
**2210204056687** [COPY](#)

**IMPT!** Please note down the  
**Document Ref No.**

Proceed to make payment via the preferred payment mode.

14

## Select your payment mode\*

Your payment amount is subject to the daily transaction limit set for your bank account.

### ☐ PayNow QR

Pay with your bank's app that supports payment by QR code. Find out about [PayNow QR](#).  
Successful payment would be posted to your tax account immediately.

### ☐ AXS

AXS offers various payment options such as eNETS Debit and Visa/ Mastercard credit and debit cards. [AXS Payment Options](#)  
Successful payment would be posted to your tax account immediately.

### ☐ Funds Transfer via FAST

Authentication at your banking portal is required.  
Successful payment would be posted to your tax account immediately.

### ☐ Internet Banking

You will be directed to your bank's Internet Banking Portal to complete the payment.  
Successful payment would be posted to your tax account within 3 working days.

Select Bank

### ☐ Proceed to Acknowledgement

Select this option if you

- wish to pay using offline payment modes/ by a third party; or
- have made payment previously

For offline payment modes such as cheque,  
select **<Proceed to Acknowledgement>**

### AXS Payment Options

- Website (AXS e-Station)  
eNETS Debit, DBS PayLah!, Visa/ Mastercard credit and debit cards (DBS/ POSB, Citibank, OCBC and UOB) and Diners Club credit card.
- Mobile App (AXS m-Station)  
eNETS Debit, NETSPay, DBS PayLah!, OCBC Pay Anyone, Pay\*Earn, Visa/ Mastercard credit and debit cards (DBS/ POSB, Citibank, OCBC and UOB) and Diners Club credit card.

LOGIN

FORM FILLING

SUMMARY

PAYMENT



1 Getting Started



2 Asset Details



3 Summary



4 Payment (if applicable)



5 Acknowledgement

\*if on GIRO deduction

## Acknowledgement

## Successful Submission (Pending Payment)

Your account will only be updated after IRAS receives your payment.

The Stamp Certificate(s) will be generated after payment is received by IRAS.

**Acknowledgement No.** 5000000026002 **Date/ Time** 17 Jun 2022 5:14 PM

A copy of this acknowledgement can be found under [Notices/ Letters](#).

Amount Payable

S\$500.00

You may use the following Document Ref no. when using [other payment modes](#).

Document Ref No.

2210204056687

**IMPT!** Please note down the  
Document Ref No.

15

15.1

If you are on **GIRO deduction**, you will see the following Acknowledgement page and Stamp Certificate will be ready for your download once payment is successful.

## Acknowledgement

## Successful Submission. Pending GIRO Deduction.

Please ensure sufficient funds for the GIRO deduction.

Stamp Certificate(s) will be invalidated if deduction fails, as there will not be another GIRO deduction.

A copy of the Stamp Certificate(s) will be made available under [Notices/ Letters](#) for each party liable and the applicant.

**Acknowledgement No.** 5000000032945 **Date/ Time** 02 Sep 2022 7:10 PM  
**Total Amount Payable** S\$ 500 **Payment Mode** GIRO  
**Date of Deduction** 06 Sep 2022 **Bank Account** OCBC 132456798

A copy of this acknowledgement can be found under [Notices/ Letters](#).

## Stamp Certificate

Download and attach stamp certificate to your document.

[StampCert\\_2209023776504\\_ver1.0.pdf](#) (PDF, 0.09MB)

Download stamp certificate

Pending GIRO payment for the following:

1 - 1 of 1 Record(s)

Document Ref No.	Details	Due Date	Outstanding Amount (\$\$)
2210204056687 (Ver 1.0)	Mortgage Name of Property	07 Nov 2022	500.00

Total

S\$ 500.00