

User Guide for Company Revise/ Object to Assessment

Getting Started

The screenshot displays the myTax Portal interface. At the top left is the Inland Revenue Authority of Singapore (IRAS) logo. Below it, the user's profile information is shown: 'TEST_CTD_ROC' and 'Tax Ref No. 201399104D'. To the right of the profile are links for 'Email Us (myTax Mail)', 'Notices/ Letters', 'Account', and 'Logout'. A search bar is located on the far right. Below the profile section is a navigation bar with tabs: 'Overview', 'Corporate Tax' (highlighted in orange), 'GST', 'Employers', and 'More'. A dropdown menu is open under 'Corporate Tax', showing options: 'Access Company Dashboard', 'Apply for Certificate of Residence (COR)', 'Apply for Waiver to Submit Tax Return (Dormant Company)', 'File ECI', 'File Form C-S/ C', 'Revise/ Object to Assessment' (highlighted with a green box), 'Submit Document', 'View Corporate Tax Filing Status', 'View Donations', and 'View Late Filing Fee/ Summons'. On the left side of the dropdown, there is a 'Note' section stating: 'The company/ business is a company of business registered in Singapore. By post to your company of business registered address: Corporate Tax paper notices'. A 'VIEW DETAILS' button is located at the bottom right of the dropdown menu.

Step	Action/ Note
	Main Menu
1	Upon login to myTax Portal, select the digital service from the menu: Corporate Tax > Revise/ Object to Assessment.
	<u>Note:</u> For steps on logging in to myTaxPortal, you may refer to our Guide on How to Log In to myTax Portal .

*For the subsequent slides, the Year of Assessment (YA) and financial period displayed in the screenshots are for illustration purpose only. Filer should ensure that the relevant YA is selected for filing.

Getting Started


Revise/ Object to Assessment

File New Revision/ Objection

Year of Assessment

[FILE NEW REVISION/ OBJECTION](#)

Draft Records



Records Pending Approval

1 - 1 of 1 Record(s)

Revise/ Object	Year of Assessment
NOA	20X1
Submit the revision/ objection saved by MARTIN HOW SIU KEONG on 30 Apr 20X1 3:25 PM to IRAS by <u>21 May 20X1</u> or it will be deleted.	

Step	Action/ Note
	Revise/ Object to Assessment (Preparer's view)
1	Select the relevant Year of Assessment.
2	Click on File New Revision/ Objection to proceed. <ul style="list-style-type: none">Revise/ object to ECI – continue from pages 5 to 11.Revise/ object to Form C/ C-S/ C-S (Lite) Filing – continue from page 12.
	<p><u>Notes:</u></p> <p>a) Revision/ Objection records which you have previously submitted to the Approver will appear under Records Pending Approval.</p> <p>b) Records pending Approver's action can only be deleted or submitted to IRAS by the Approver.</p> <p>c) Find out more information on your scenario in our FAQs.</p>

Getting Started

Revise/ Object to Assessment

File New Revision/ Objection

Year of Assessment

[FILE NEW REVISION/ OBJECTION](#)

Draft Records



No Records Found

Records Pending Approval

1 - 1 of 1 Record(s)

Revise/ Object	Year of Assessment	Actions
NOA	20X1	DELETE PROCEED
Submit the revision/ objection saved by MARTIN HOW SIU KEONG on 30 Apr 20X1 3:25 PM to IRAS by <u>21 May 20X1</u> or it will be deleted.		

Step

Action/ Note

Revise/ Object to Assessment (Approver's view)

1

Select the relevant Year of Assessment before clicking on to File New Revision/ Objection to proceed.

OR


Click on Proceed to retrieve information under Records Pending Approval.

- Revise/ object to ECI – continue from pages 5 to 11.
- Revise/ object to Form C/ C-S/ C-S (Lite) Filing – continue from page 12.

Notes:

- You will be able to view the records which are submitted by the Preparer under Records Pending Approval.
- Click on Delete if you wish to delete the record.
- Find out more information on your scenario in our [FAQs](#).

Revise/ Object to ECI



Revise/ Object to ECI

Revise/ Object to Assessment

1. Main Form

2. Confirmation

3. Acknowledgement

Revise/ Object to ECI

Year of Assessment 20X1

Financial Year End 31 Dec

Note

Should the revenue amount be different from that declared in the ECI Form, and there is no change in your ECI, you are not required to revise the revenue amount. You can revise the revenue amount when filing the income Tax Return (Form C-S/C).

The company qualifies for the tax exemption scheme for new start-up companies

☐ Yes ☒ No

First YA after incorporation

Estimated Chargeable Income [i](#)

The Corporate Income Tax (CIT) Rebate will be given automatically. Please do not exclude CIT Rebate from the ECI amount.

Tax Rate(%)

ECI(\$\$)

17.00

34,534,345

10.00

44,230

0

0

Step

Action/ Note

1

Click on Yes and select the First YA after incorporation if the company qualifies for Tax Exemption Scheme for New Start-Up Companies.

2

Enter the revised ECI amount for the appropriate tax rate.

Revise/ Object to ECI

Total ECI	S\$ 34,578,575
Estimated Tax Payable	S\$ 5,829,336.65
Less: Tax Previously Assessed	S\$ 5,829,336.65
Additional Tax Payable/(Tax to be Discharged)	S\$ 0.00

Reasons for Revision/ Objection to Assessment*

Revise ECI

240 characters

Next Step

Discard changes and return to
Revision/ Objection Summary

CANCEL FILING

OR

Proceed to Confirmation Page to verify filing
details

CONFIRMATION PAGE

CLEAR ALL

Step	Action/ Note
1	Enter the Reasons for Revision/ Objection to Assessment.
2	Click on Confirmation Page. (continue on page 9)
	Note: The information entered by the Preparer will be displayed if the Approver is retrieving the record under Records Pending Approval.

Revise/ Object to ECI

Estimated Tax Payable

SS12,564.61

Revision to ECI is not allowed. Please state the reasons for the objection.

Reasons for Revision/ Objection to Assessment*

Revise ECI

240 characters

Next Step

Discard changes and return to Revision/ Objection Summary.

CANCEL FILING

OR

Proceed to Confirmation Page to verify filing details.

CONFIRMATION PAGE

CLEAR ALL

Step	Action/ Note
	What if the revision/ objection to ECI is disallowed?
1	You need to enter the reasons under Reasons for Revision/ Objection to Assessment in order to proceed.
2	Click on Confirmation Page.

Revise/ Object to ECI

Revise/ Object to Assessment

 SAVE AS PDF/ PRINT

1. Main Form

2. Confirmation

3. Acknowledgement

Revise/ Object to ECI

Confirmation

Name ABC PTE LTD
Tax Ref No. 201601234A
Year of Assessment 20X1
Financial Year End 31 Dec

Tax Rate (%)	ECI (\$)
17.00	34,534,345
10.00	44,200

Total ECI S\$ 34,578,545.00

Estimated Tax Payable S\$ 5,829,333.65

Less: Tax Previously Assessed S\$ 5,829,336.65

Additional Tax Payable/ (Tax to be Discharged) S\$ 5,829,333.65

Reasons for Revision/ Objection to Assessment

> Revise ECI

Step

Action/ Note

**Confirmation Page
(continue to next page)**

1

Verify the information entered.

Note:

You can click on Save as PDF/ Print to save a copy of the Confirmation Page.

Revise/ Object to ECI

Declaration
☐ The company declares that the information given is true and complete.*

Details of Filer & Contact Person

Name of Filer TOM TAN

Designation*

Name of Contact Person* TOM TAN

Designation*

Contact No.* +65

Next Step

Return to filing page to make changes

OR

Submit Revision/ Objection to IRAS

AMEND

SUBMIT

Discard changes and return to Revision/ Objection Summary

CANCEL FILING

Next Step

Return to filing page to make changes

OR

Submit Revision/ Objection to Approver for review

AMEND

SUBMIT TO APPROVER

Step	Action/ Note
	Confirmation Page
1	Complete the Declaration and Details of Filer & Contact Person sections.
2	Click on Submit if you are authorised as an Approver. OR Click on Submit to the Approver if you are authorised as a Preparer.
3	Click Yes to confirm your submission to IRAS or Approver in the pop up message box.
	<u>Note:</u> You can click on Amend to edit the information entered.

Revise/ Object to ECI

Revise/ Object to Assessment

SAVE AS PDF/ PRINT

1. Main Form 2. Confirmation 3. Acknowledgement

Revise/ Object to ECI

Acknowledgement

Successful Submission

We have received your revision/ objection. The company will be informed of the status in due course.

Name	ABC PTE LTD	Tax Ref No.	201601234A
Acknowledgement No.	229210	Date/ Time	13 Jul 20X1 5:32 PM
Year of Assessment	20X1	Financial Year End	31-Dec

Details of Filer & Contact Person

Name of Filer	TOM TAN	Designation	MANAGER
Name of Contact Person	TOM TAN	Designation	MANAGER
Contact No.	61234567		

Summary

The company declares that it qualifies for the tax exemption scheme for new start-up companies and its first YA after incorporation is

Tax Rate (%)	ECI (\$S)
17.00	34,534,345
10.00	44,200
Total ECI	\$S 34,578,545.00
Estimated Tax Payable	\$S 5,829,333.65
Less: Tax Previously Assessed	\$S 5,829,336.65
Additional Tax Payable/ (Tax to be Discharged)	\$S 5,829,333.65

Reasons for Revision/ Objection to Assessment

Revise ECI

Step

Action/ Note

Acknowledgment Page

You will receive an acknowledgement upon successful submission.


1

Click on Save as PDF/ Print to save a copy of the Acknowledgement Page.

Note:

An acknowledgement number will only be provided for successful submission to IRAS. No acknowledgement number will be provided if a Preparer submits to an Approver for review and eventual submission.

Revise/ Object to Form C/ C-S/ C-S (Lite) Filing



Revise/ Object to Form C/ C-S/ C-S (Lite) Filing

Revise/ Object to Assessment

File New Revision/ Objection

Year of Assessment

20X1

Object to Notice of Assessment (NOA)

You are viewing this page as an NOA has been issued.

Please confirm the following:

The company derives only income taxable at 17%.*

The company is not claiming/ utilising any of the following items:*

- a. Carry-back of Current Year Capital Allowances/ Losses
- b. Group Relief
- c. Investment Allowance
- d. Foreign Tax Credit and Tax Deducted at Source

The company has met all the qualifying conditions for filing Form C-S.

☒ Yes ☐ No

PROCEED

Step

Action/ Note

File New Revision/ Objection (Preparer's view)

1

Select the relevant Year of Assessment.

2

Select the respective radio buttons and click Proceed. These qualifying conditions are applicable to Form C-S/ C-S (Lite) only.

Note:

For companies that has submitted the Form for Dormant Companies previously or was issued with a Notice of Estimated Assessment from IRAS, please select the relevant Form Type first (see image below). If Form C-S or Form C-S (Lite) is selected, the qualifying conditions (image on the left) will be displayed.

Select Form Type:*

- ☐ Form C
- ☐ Form C-S
- ☐ Form C-S (Lite)

Revise/ Object to Form C/ C-S/ C-S (Lite) Filing

A

Revise/ Object to Assessment

1. Objection Details 2. VD (if applicable) 3. Confirmation 4. Submit Document 5. Acknowledgement

Getting Started

Year of Assessment 20X1

Object to Notice of Assessment (NOA)

You are viewing this page as an NOA has been issued.

Date of Notice of Assessment* dd/mm/yyyy

Is the objection in relation to a tax adjustment that has been finalised previously? ☐ Yes ☐ No

Grounds of Objection (you may select more than one)*

☐ Change in basis period/ Claiming Loss Carry-Back Relief

☐ Company qualifies for Tax Exemption Scheme for New Start-up Companies

OR

B

Year of Assessment 20X1

Revise Form Filing

You are viewing this page as the company's Income Tax Return is currently under review.

Financial Year End 30 Jun

Reasons for Revision (you may select more than one)*

☐ Change in basis period/ Claiming Loss Carry-Back Relief

☐ Company qualifies for Tax Exemption Scheme for New Start-up Companies

Step	Action/ Note
	Getting Started
	You will be directed to the Revision or Objection page depending on the status of the assessment (e.g. Finalised/ Under review).
	Objection page (refer to A)
1	Enter the Date of Notice of Assessment.
2	Select the relevant radio button.
3	Select the Grounds of Objection.
	Revision page (refer to B)
4	Select the Reasons for Revision.
	<p><u>Note:</u></p> <p>There are more than two options under Grounds of Objection and Reasons for Revision. Images on the left are a shorten version.</p>

Revise/ Object to Form C/ C-S/ C-S (Lite) Filing

Revise Form Filing

Year of Assessment 20X1

Part A

Please confirm the following:

- Company derives only income subject to tax at 17%; and ⓘ
- Company is not claiming/ utilising any of the following items:
 - Carry-back of Current Year Capital Allowances/ Losses ⓘ
 - Group Relief ⓘ
 - Investment Allowance ⓘ
 - Foreign Tax Credit and Tax Deducted at Source ⓘ

The company has met all the qualifying conditions for filing Form C-S. ☒ Yes ☐ No

Particulars of Person who Reviewed the Return

The return has been reviewed by a person who is a Singapore Chartered Tax Professionals Limited (SCTP) Accredited Tax Advisor or Accredited Tax Practitioner for Income Tax. ⓘ ☐ Yes ☐ No

The Company declares the following:

The financial period for this return based on the company's financial statements is* ⓘ

From 01/01/20X0 ⓘ

To 31/12/20X0 ⓘ

Next Step

Return To Getting Started. **GETTING STARTED**

OR

Save and proceed to Part B. **PART B**

SAVE DRAFT

Step	Action/ Note
	Revise Form Filing (Part A)
1	Particulars of Person who Reviewed the Return: Please complete the declaration on whether the return has been reviewed by a person who is a Singapore Chartered Tax Professionals Limited (SCTP) Accredited Tax Advisor or Accredited Tax Practitioner for Income Tax.
2	Select 'Yes' or 'No', where applicable.
	Notes: <ol style="list-style-type: none"> If the reviewer is a SCTP Accredited Tax Advisor or Accredited Tax Practitioner for Income Tax, please obtain the reviewer's name and SCTP membership number to complete the fields. If the reviewer's name or SCTP membership number is not readily available, you can leave the field blank and complete it at a later date. Where there are multiple accredited reviewers, please provide the details (name and membership number) of any one reviewer.

Revise/ Object to Form C/ C-S/ C-S (Lite) Filing

Revise Form Filing

Year of Assessment 20X1

Part A

Please confirm the following:

- Company derives only income subject to tax at 17%; and ⓘ
- Company is not claiming/ utilising any of the following items:
 - Carry-back of Current Year Capital Allowances/ Losses ⓘ
 - Group Relief ⓘ
 - Investment Allowance ⓘ
 - Foreign Tax Credit and Tax Deducted at Source ⓘ

The company has met all the qualifying conditions for filing Form C-S. ☒ Yes ☐ No

Particulars of Person who Reviewed the Return

The return has been reviewed by a person who is a Singapore Chartered Tax Professionals Limited (SCTP) Accredited Tax Advisor or Accredited Tax Practitioner for Income Tax. * ⓘ ☐ Yes ☐ No

The Company declares the following:

The financial period for this return based on the company's financial statements is* ⓘ From To

Next Step

Return To Getting Started.

GETTING STARTED

OR

Save and proceed to Part B.

PART B

SAVE DRAFT

Step	Action/ Note
	Revise Form Filing (Part A)
1	The financial period will be reflected. Click Part B to proceed.
	<p><u>Note:</u></p> <p>a) The basis period is displayed for reference only. For changes in basis period, please select the relevant radio button at “Getting Started” page (see earlier page).</p> <p>b) Pages 15 to 30 are applicable to both revision and objection to assessment.</p>

Revise/ Object to Form C/ C-S/ C-S (Lite) Filing

Revise/ Object to Assessment

1. Objection Details 2. VD (if applicable) 3. Confirmation 4. Submit Document 5. Acknowledgement

Object to Notice of Assessment (NOA)

Year of Assessment 20X1

Notes

1. For investment holding company, declare the investment income by completing Items 13a to 15.
2. For service company taxable on a cost plus mark-up basis, declare your trade income by completing Item 1 with the deemed mark-up or mark-up amount.

Part B

YA 20X1
01 Jan 20X0
to 31 Dec 20X0
SS

Tax Adjustments

1. Net Profit/ Loss before Tax as per Financial Statements ⓘ
(Enter negative sign for Net Loss, e.g. '-12345')
2. Less: Separate Source Income ⓘ

Next Step

Save and return to Part A.

PART A

OR

Save and proceed to Part C.

PART C

SAVE DRAFT

Step

Action/ Note

Objection Details (Part B)

1

Amend the figures under Tax Adjustments accordingly. Image on the left is a shortened version and there will be more fields.

2

Click Part C to proceed.

Note:

Data is pre-loaded based on IRAS' latest assessment record. Due to technical constraint, data might not be pre-loaded for some YAs and will appear as zero (mainly applies to Form C-S for YA 2019 & prior years). In such a case, please continue to input all the data.

Revise/ Object to Form C/ C-S/ C-S (Lite) Filing

Revise/ Object to Assessment

1. Objection Details 2. VD (if applicable) 3. Confirmation 4. Submit Document 5. Acknowledgement

Object to Notice of Assessment (NOA)

Year of Assessment 20X1

Part C - Information from Financial Statements

SS

Information from Financial Statements

23. Revenue ⓘ
(Enter the revenue as per the financial statements for period ending in 20X0) 500,000
24. Gross Profit/ Loss ⓘ
(Enter negative sign for Gross Loss, e.g. '-123456') 10,000
25. Directors' Fees and Remuneration ⓘ 20,000

Next Step

Save and return to Part B.

PART B

OR

Save and proceed to next page.

NEXT

SAVE DRAFT

Step

Action/ Note

Objection Details (Part C)

- 1 Amend the figures accordingly.
- 2 Click Next to proceed.

Revise/ Object to Form C/ C-S/ C-S (Lite) Filing

Revise/ Object to Assessment

1. Revision Details → 2. VD (if applicable) → 3. Confirmation → 4. Submit Document → 5. Acknowledgement

Voluntary Disclosure (VD) of Errors

Please complete all fields in this section:

Have you provided the description of errors in an earlier revision/ objection application? ☒ Yes ☐ No

Is the description for this Year of Assessment the same as what you have provided in the earlier application? ☒ Yes ☐ No

The full details of voluntary disclosure have been provided in the following Year of Assessment:*

Year of Assessment 20X0

Next Step

Save and return to Revision Details - Part C

BACK

OR

Save and proceed to Confirmation Page.

CONTINUE

SAVE DRAFT

Step

Action/ Note

Voluntary Disclosure (VD) of Errors

1

Select the respective radio buttons.

2

Click Continue to proceed.

Note:

Where the revision/ objection is lodged for more than one YA and the errors are applicable to all YAs, you can select “Yes” for both questions if the errors have been disclosed in an earlier revision/ objection application for another YA. By doing so, you need not disclose the same errors again for this YA.

Please select the YA in which VD details had been provided.

Revise/ Object to Form C/ C-S/ C-S (Lite) Filing

Revise/ Object to Assessment

1. Objection Details 2. **VD (if applicable)** 3. Confirmation 4. Submit Document 5. Acknowledgement

Voluntary Disclosure (VD) of Errors

Please complete all fields in this section:

Have you provided the description of errors in an earlier revision/ objection application?*

☐ Yes ☒ No

Description of voluntary disclosure:*

Typographical errors

480 character(s) left

Step	Action/ Note
	Voluntary Disclosure (VD) of Errors
1	If "No" has been selected, provide a description of the errors.

Revise/ Object to Form C/ C-S/ C-S (Lite) Filing

Circumstances under which error(s) voluntarily disclosed was/ were uncovered:*

- ☒ During audit of company's financial statements.
- ☐ During accounts preparation after a change of staff/ management/ tax agent.
- ☐ During accounts preparation for the subsequent financial year(s).
- ☐ Others.

Details of controls that were put in place/ will be put in place to prevent recurrence of similar error(s), including date of implementation of controls [supporting documentation should be provided if available]:*

The company implemented countersigning by supervisor/ senior staff to prevent similar error.

Step	Action/ Note
	Voluntary Disclosure (VD) of Errors
1	Select the relevant box(es). More than one box can be selected.
2	Provide description on details of controls put in place to prevent recurrence of similar error(s) in future.

Revise/ Object to Form C/ C-S/ C-S (Lite) Filing

Declaration



The company declares the following:*

- a. The voluntary disclosure is not directly related to the scope of the ongoing query, audit or investigation;
- b. To the best of the company's knowledge, the voluntary disclosure is complete and accurate;
- c. The company will cooperate fully with IRAS to correct the error(s) made;
- d. Any additional taxes and penalties arising from the voluntary disclosure will be paid; and
- e. The controls (described above) to prevent the recurrence of similar error(s) have been or will be put in place.

Next Step

Save and return to Revision Details - Part C

BACK

OR

Save and proceed to Confirmation Page.

CONTINUE

SAVE DRAFT

Step

Action/ Note

Voluntary Disclosure (VD) of Errors

1

Complete the Declaration and click Continue to proceed.

Revise/ Object to Form C/ C-S/ C-S (Lite) Filing

Revise/ Object to Assessment

 SAVE AS PDF/ PRINT

1. Objection Details > 2. VD (if applicable) > **3. Confirmation** > 4. Submit Document > 5. Acknowledgement

Confirmation for Objection to NOA

Name TEST_CTD_Enhanced Revision Objection_22

Tax Ref No. 201599265M

Year of Assessment 20X1

Date of Notice of Assessment 30 Apr 20X0

The company confirms that:

1. The objection is filed within 2 months from the date of the Notice of Assessment.
2. The objection is not in relation to a tax adjustment that has been finalised previously.
3. The details of the objection and reasons/ grounds of the objection have been provided as follows:

Step	Action/ Note
	Confirmation Page
1	Verify the information entered.
2	You can click Save as PDF/ Print to save a copy of the Confirmation Page.

Revise/ Object to Form C/ C-S/ C-S (Lite) Filing

Revise/ Object to Assessment

1. Objection Details 2. YO (if applicable) 3. Confirmation 4. Submit Document 5. Acknowledgment

Document Submission

Important

1. Detailed Profit and Loss Statement must be attached, either with the Financial Statements or the Tax Computation (TC).
2. Please ensure file attachments are free from unsafe and active contents. Otherwise, they will not be processed by IRAS.

Document Submission

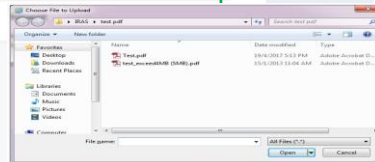
Type of Document	Status	Details	Actions
Revised TC and supporting schedules for the YA			X REMOVE
File Attached		Test doc 1 132KB.pdf (132 KB)	
Restated Audited/ Unaudited financial statements			SELECT FILE File Type Allowed pdf Maximum File Size 4 MB
TC and supporting schedules			SELECT FILE File Type Allowed pdf Maximum File Size 4 MB
Do not attach Revised Tax Computation.			
Audited financial statements (Unaudited if company is exempted from audit under the Companies Act)			SELECT FILE File Type Allowed pdf Maximum File Size 4 MB

Total file size should not exceed 10.00 MB per submission.

Next Step

Send Revision/Objection to Approver for review.

SUBMIT TO APPROVER



Step	Action/ Note
	Document Submission
1	Click on Select File.
2	Select the file to be uploaded through your PC's browser.
3	A Remove button will appear after a file is selected. You can remove the file and re-select a correct file by clicking on Select File.
4	Click Submit to Approver.
	<p><u>Note:</u></p> <p>Document(s) attached has to be within the maximum file size of 4 MB for each document and 10 MB for total file size in PDF format.</p>

Revise/ Object to Form C/ C-S/ C-S (Lite) Filing

Revise/ Object to Assessment

SAVE AS PDF/ PRINT

1. Object Details > 2. VD (if applicable) > 3. Confirmation > 4. Submit Document > 5. Acknowledgement

Acknowledgement for Objection to NOA

Successful Submission to Approver

Your draft has been saved for your Approver's review. The Approver must retrieve and submit the Revision/ Objection by 21 May 20x1 or it will be deleted.

Name	TEST_CTD_Enhanced Revision Objection_22	Tax Ref No.	201599265M
Year of Assessment	20x1	Date/ Time	30 Apr 20x1 3:25 PM
Updated by	MARTIN HOW SIU KEONG		

Step	Action/ Note
	Acknowledgment Page
	You will receive an acknowledgement upon successful submission to the Approver.
1	You can click Save as PDF/ Print to save a copy of the Acknowledgement Page.
2	Inform the Approver to review and submit to IRAS by the deadline as stated in the acknowledgement.
	<u>Note:</u> An acknowledgement number will only be provided for successful submission to IRAS. No Acknowledgement number will be provided for submission to an Approver.

Revise/ Object to Form C/ C-S/ C-S (Lite) Filing


Revise/ Object to Assessment

File New Revision/ Objection

Year of Assessment

FILE NEW REVISION/ OBJECTION

Draft Records



Records Pending Approval

1 - 1 of 1 Record(s)

Revise/ Object	Year of Assessment
NOA	20X1
Submit the revision/ objection saved by MARTIN HOW SIU KEONG on 30 Apr 20X1 3:25 PM to IRAS by <u>21 May 20X1</u> or it will be deleted.	

Step	Action/ Note
	Records Pending Approval (Preparer's view)
	The record that was submitted to the Approver will be displayed under the Records Pending Approval.

Revise/ Object to Form C/ C-S/ C-S (Lite) Filing


Revise/ Object to Assessment

File New Revision/ Objection

Year of Assessment 20X1

FILE NEW REVISION/ OBJECTION

Draft Records



Records Pending Approval

1 - 1 of 1 Record(s)

Revise/ Object	Year of Assessment	Actions
NOA	20X1	<button>DELETE</button> <button>PROCEED</button>
Submit the revision/ objection saved by MARTIN HOW SIU KEONG on 30 Apr 20X1 3:25PM to IRAS by <u>21 May 20X1</u> or it will be deleted.		

Step	Action/ Note
	Records Pending Approval (Approver's view)
1	Upon logging in, click Proceed to continue under the Records Pending Approval.

Revise/ Object to Form C/ C-S/ C-S (Lite) Filing

Revise/ Object to Assessment

SAVE AS PDF/ PRINT

1. Objection Details 2. VO (if applicable) 3. Confirmation 4. Submit Document 5. Acknowledgement

Confirmation for Objection to NOA

Name TEST_CTD_Enhanced Revision Objection_22
Tax Ref No. 201599265M
Year of Assessment 20X1
Date of Notice of Assessment 30 Apr 20X0

The company confirms that:

1. The objection is filed within 2 months from the date of the Notice of Assessment.
2. The objection is in relation to a tax adjustment that has been finalised previously.
3. The details of the objection and reasons/ grounds of the objection have been provided as follows:

Grounds of Objection

- ☐ Change in basis period/ Claiming Loss Carry-Back Relief
- ☐ Company qualifies for Tax Exemption Scheme for New Start-up Companies
- ☐ Different basis of taxation/ assessment
- ☐ Discrepancies arising from non-S\$ functional currency
- ☐ Over/ under-declaration of income/ expenses
- ☐ Restatement of financial statements
- ☐ Typographical errors
- ☒ Others
 - > Change in donation claim

Step

Action/ Note

Confirmation for Objection to NOA (Approver's view)

1

Approver will be directed to the Confirmation page for review.

Note:

The information saved by the Preparer will be displayed if the Approver retrieves the record under Records Pending Approval.

Revise/ Object to Form C/ C-S/ C-S (Lite) Filing

Revise/ Object to Assessment

1. Objection Details 2. VO (if applicable) 3. Confirmation 4. Submit Document 5. Acknowledgement

Document Submission

Important

1. Detailed Profit and Loss Statement must be attached, either with the Financial Statements or the Tax Computation (TC).
2. Please ensure file attachments are free from unsafe and active contents. Otherwise, they will not be processed by IRAS.

Document Submission

Type of Document	Status	Details	Actions
Revised TC and supporting schedules for the YA <input type="checkbox"/> Document approved for submission	PENDING APPROVAL	Uploaded by MARTIN HOW SIU KEONG on 30 Apr 20x1	X OR MOVE
Restated Audited/ Unaudited financial statements <input type="checkbox"/> Document approved for submission	PENDING APPROVAL	Uploaded by MARTIN HOW SIU KEONG on 30 Apr 20x1	X REMOVE
TC and supporting schedules Do not attach Revised Tax Computation. <input type="checkbox"/> Document approved for submission	PENDING APPROVAL	Uploaded by MARTIN HOW SIU KEONG on 30 Apr 20x1	X REMOVE
Audited financial statements (Unaudited if company is exempted from audit under the Companies Act) <input type="checkbox"/> Document approved for submission	PENDING APPROVAL	Uploaded by MARTIN HOW SIU KEONG on 30 Apr 20x1	X REMOVE

Total file size should not exceed 10.00 MB per submission.

Next Step

Submit to IRAS

[SUBMIT](#)

Step

Action/ Note

Document Submission (Approver's view)

1

Select the boxes to approve the documents uploaded.

2

Click Submit for submission to IRAS.

Revise/ Object to Form C/ C-S/ C-S (Lite) Filing

Revise/ Object to Assessment

 SAVE AS PDF/ PRINT

1. Objection Details > 2. VD (if applicable) > 3. Confirmation > 4. Submit Document > 5. Acknowledgement

Acknowledgement for Objection to NOA

Successful Submission

The Notice of Objection has been accepted as a valid objection based on the company's declaration. In the event that the company's declaration is incorrect, the Comptroller of Income Tax has the right to regard the Notice of Objection as invalid.

The tax issues in the Notice of Objection will be reviewed. The company will be informed of the outcome within 6 months.

Name	TEST_CTD_Enhanced Revision Objection_22	Tax Ref No.	201599265M
Acknowledgement No.	411109	Date/ Time	30 Apr 20X1 4:08 PM
Year of Assessment	20X1		

Details of Filer & Contact Person

Name of Filer	CARL ALEXANDAR DE SOUZA	Designation	COMPANY EXECUTIVE DIRECTOR
Name of Contact Person	CARL ALEXANDAR DE SOUZA	Designation	COMPANY EXECUTIVE DIRECTOR
Contact No.	+65 63519999		

Step

Action/ Note

Acknowledgement for Objection to NOA (Approver's view)

You will receive an acknowledgement upon successful submission.

1

You can click Save as PDF/ Print to save a copy of the Acknowledgement Page.

Note:

Under some circumstances*, you will be directed to complete the information stated from pages 32 to 38 when revising or objecting to an assessment.

** Circumstances include having made at least one or more revision/ objection previously to the Year of Assessment (YA), making new claims/ declarations such as foreign tax credit, tax deducted at source, investment allowance and related party transactions, etc whose fields are not available in the Form C-S/ C-S (Lite).*

Object to Notice of Assessment (NOA)

Revise/ Object to Assessment

1. Main Form

2. Confirmation

3. Acknowledgement

Object to NOA

Year of Assessment

20X1

Date of Notice of Assessment*

03/05/20X0

Objection Details

Is the objection in relation to a tax adjustment that has been finalised previously?*

☐ Yes ☒ No

Are you objecting to more than 4 items?*

☐ Yes ☒ No

Category	Item under Objection (100 characters)	Amount under Objection
---- Select ----		S\$
---- Select ----		S\$
---- Select ----		S\$
---- Select ----		S\$

Grounds of objection for all items listed above*

3000 characters

Step

Action/ Note

Object to Notice of Assessment (NOA)

1

Enter Date of Notice of Assessment.

2

If the objection is lodged after two months from the date of NOA, please complete the Reason for late objection(see image below).

Reason for late objection *

You have missed the deadline to file the Notice of Objection. Please state your reason for late objection.

- ☐ Absence from Singapore
☐ Sickness
☐ Other reasonable causes,

3

Enter the Objection Details by selecting the respective radio buttons and completing other items under Category, Item under Objection, Amount under Objection and Grounds of objection.

Note:

Submit details via file attachment(s) if you are objecting to five or more items.

Object to Notice of Assessment (NOA)

File Attachment

Please provide details such as Year of Assessment, description, amount of the disputed items and detailed grounds of objection in the attachment(s).

Please ensure the attached documents are free of virus and active contents. ⓘ

S/N	Document	Filename	Actions
1	Revised Tax Computation	Test supporting doc 1 132KB.pdf (132 KB)	X REMOVE
2	Other Attachment	Supported File Type(s) pdf Maximum File Size 2.00 MB	SELECT FILE

ⓘ Add another document

Maximum 10 documents
Total file size 10.00 MB

Next Step

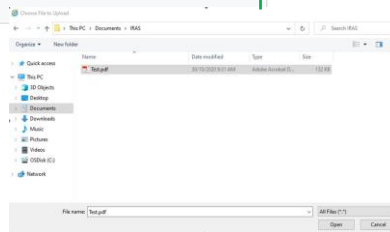
Discard changes and return to Revision/ Objection Summary.

CANCEL FILING

OR

Proceed to Confirmation Page to verify filing details.

CONFIRMATION PAGE



Step	Action/ Note
	File Attachment
1	Click on Select File.
2	Select the file to be uploaded through your PC's browser.
3	A Remove button will appear after a file is selected. You can remove the uploaded file and re-select another file by clicking on Select File.
4	Click on Confirmation Page.
	<u>Notes:</u> <ul style="list-style-type: none">a) The file attachment can only be done by the Approver.b) Additional files can be attached via Add another document hyperlink.c) The information saved by the Preparer will be displayed if the Approver retrieves the record under Records Pending Approval.d) Document attached has to be within the maximum file size of 2 MB for each document and 10 MB for total file size in PDF format.

Object to Notice of Assessment (NOA)

Revise/ Object to Assessment

SAVE AS PDF/ PRINT

1. Main Form

2. Confirmation

3. Acknowledgement

Confirmation for Object to NOA

Name TEST_CTD_CPCTRFENTITY9
Tax Ref No. 201699395H
Year of Assessment 20X1
Date of Notice of Assessment 03 May 20X0

The company confirms that:

1. The objection is filed within 2 months from the date of the Notice of Assessment.
2. The objection is not in relation to a tax adjustment that has been finalised previously.
3. The details of the objection and reasons/ grounds of the objection have been provided as follows:

Category	Item under Objection	Amount under Objection (\$\$)
ALLOWANCES/DONATIONS	Capital allowance claimed	10,000

Grounds of Objection

> Fixed assets written-off over one year instead of three years as they are low value assets.

File Attachment

S/N	Document	Filename
1	Revised Tax Computation	Test supporting doc 1 132KB.pdf (132 KB)
2	Other Attachment	Supported File Type(s) pdf Maximum File Size 2.00 MB

Step

Action/ Note

Confirmation Page

1

Verify the information entered.

Note:

You can click Save as PDF/ Print to save a copy of the Confirmation Page.

Object to Notice of Assessment (NOA)

Declaration

☐ The company declares that the information given is true and complete.*

Details of Filer & Contact Person

Name of Filer CHONG CHENG KEONG, CHRISTOPHER Designation*

Name of Contact Person* CHONG CHENG KEONG, CHRIS Designation*

Contact No.* +65

Next Step

Return to filing page to make changes.

OR

Submit Revision/ Objection to IRAS.

Next Step

Return to filing page to make changes.

OR

Submit Revision/ Objection to Approver for review.

Step	Action/ Note
	Confirmation Page
1	Complete the Declaration and Details of Filer & Contact Person sections.
2	Click on Submit if you are authorised as an Approver. OR Click on Submit to Approver if you are authorised as a Preparer.
3	Click Yes to confirm your submission to IRAS or the Approver in the pop up message box.
	<u>Note:</u> You can click on Amend to edit the information entered.

Object to Notice of Assessment (NOA)

Revise/ Object to Assessment

SAVE AS PDF/ PRINT

1. Main Form

2. Confirmation

3. Acknowledgement

Acknowledgement for Object to NOA

Successful Submission

The Notice of Objection has been accepted as a valid objection based on the company's declaration. In the event that the company's declaration is incorrect, the Comptroller of Income Tax has the right to regard the Notice of Objection as invalid.

The tax issues in the Notice of Objection will be reviewed. The company will be informed of the outcome within 6 months.

Name	TEST_CTD_CPCTRFENTITY9	Tax Ref No.	201699395H
Acknowledgement No.	411597	Date/ Time	27 May 20X1 4:41 PM
Year of Assessment	20X1		

Details of Filer & Contact Person

Name of Filer	CHONG CHENG KEONG, CHRISTOPHER	Designation	MANAGER
Name of Contact Person	CHONG CHENG KEONG, CHRISTOPHER	Designation	MANAGER
Contact No.	+65 61234567		

Step

Action/ Note

**Acknowledgement Page
(continue to next page)**

You will receive an acknowledgement upon successful submission.

1

You can click Save as PDF/ Print to save a copy of the Acknowledgement Page.

Note:

An acknowledgement number will only be provided for successful submission to IRAS. No Acknowledgement number will be provided for submission to an Approver.

Object to Notice of Assessment (NOA)

Date of Notice of Assessment 03 May 20X0

The company confirms that:

1. The objection is filed within 2 months from the date of the Notice of Assessment.
2. The objection is not in relation to a tax adjustment that has been finalised previously.
3. The details of the objection and reasons/ grounds of the objection have been provided as follows:

Category	Item under Objection	Amount under Objection (\$)
ALLOWANCES/DONATIONS	Capital allowance claimed	10,000

Grounds of Objection

> Fixed assets written-off over one year instead of three years as they are low value assets.

File Attachment

S/N	Document	Filename
1	Revised Tax Computation	Test supporting doc 1 132KB.pdf (132 KB)
2	Other Attachment	Supported File Type(s) pdf Maximum File Size 2.00 MB

Step

Action/ Note

Acknowledgement Page

Revise to Form C/ C-S/ C-S (Lite) Filing

Revise/ Object to Assessment

1. Main Form

2. Confirmation

3. Acknowledgement

Revise Form C-S/ C Filing

Year of Assessment 20X1

Financial Year End 30 Sep

Reasons for Revision*

250 characters

Step

Action/ Note

Revise Form C/ C-S/ (C-S (Lite) Filing

1

Enter the Reasons for Revision.

Note:

- a) Refer to pages 33 to 37 for the subsequent steps.
- b) The information saved by the Preparer will be displayed if the Approver retrieves the record under Records Pending Approval.

Contact Information

For enquiries on this user guide, please call 1800 356 8622 or email at [myTax Mail](#).

Published by
Inland Revenue Authority of Singapore

Published on **2 May 2023**

The information provided is intended for better general understanding and is not intended to comprehensively address all possible issues that may arise. The contents are correct as at **2 May 2023** and are provided on an “as is” basis without warranties of any kind. IRAS shall not be liable for any damages, expenses, costs or loss of any kind however caused as a result of, or in connection with your use of this user guide.

While every effort has been made to ensure that the above information is consistent with existing policies and practice, should there be any changes, IRAS reserves the right to vary its position accordingly.

© Inland Revenue Authority of Singapore